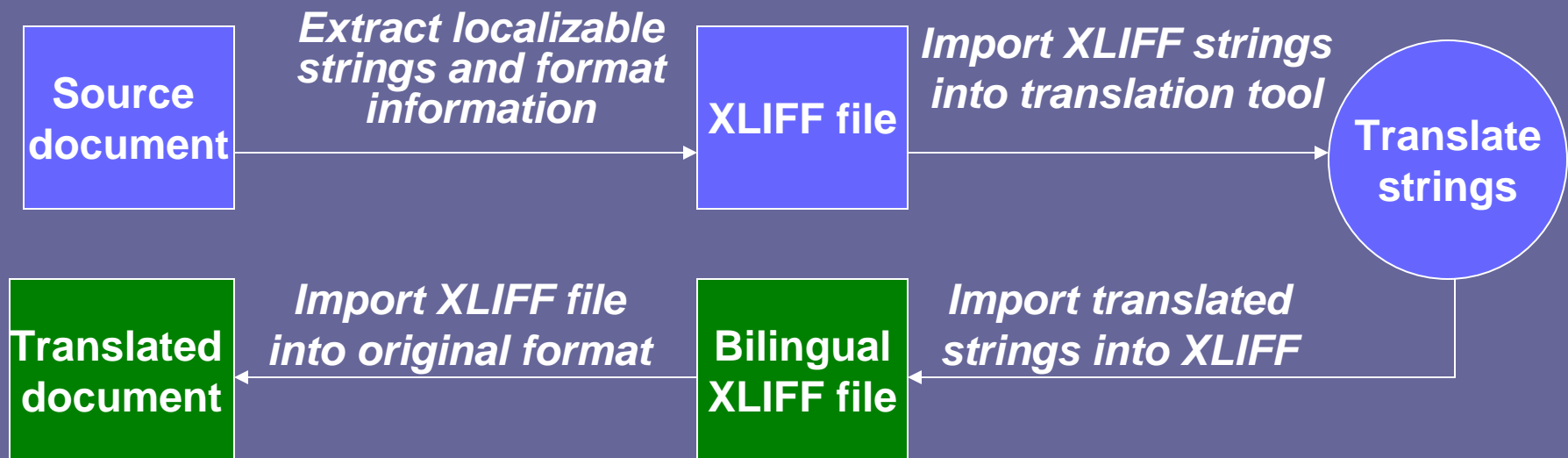


XLIFF

- XLIFF (XML Localization Interchange File Format) is an XML-based standard
- An open standard for translation
- Developed by representatives of all aspects of the translation industry
- It is easy for LSPs to process
- Has standardized methods for automating workflow, translation word counts, translation memory and segmentation

XLIFF translation model

XLIFF supports the extract & merge paradigm, an established model for efficient translation



XLIFF translation model

- **Isolate the translatable text in translation units**

```
<trans-unit>  
  <source>Hello</source>  
  <target>Hello</target>  
</trans-unit>
```

- **Retain the source document's structure**
 - External to the XLIFF file, via a skeleton file
 - *- or -*
 - Internally with <group> elements
 - Current work in the TC to enable more straight-forward embedded skeleton files in XLIFF

TMX

- TMX (Translation Memory eXchange) is an XML open standard for the exchange of Translation Memory (TM)
- Translation Memory leverages previous translation

tuv xml:lang="en-US"

seg Fingerboard seg

tuv

tuv xml:lang="de-DE"

seg Griffbrett seg

tuv

tu

tu segtype="block" tuid="g12"

tuv xml:lang="en-US"

seg Fret (Frets) seg

tuv

tuv xml:lang="de-DE"

seg Bund (Bünde) seg

tuv

tu

tu segtype="phrase" tuid="g013"

tuv xml:lang="en-US"

seg The six strings (in decreasing thickness) of the traditional guitar are most commonly tuned 'EADGBE' (standard tuning). Each string increases a perfect fourth, i.e. five half-tone steps, higher than the string preceding it. The exception is the interval between the second and third strings (the B string), in which the 4th-fret note on the third string is equivalent to the open second string. seg

tuv

tuv xml:lang="de-DE"

seg Die sechs verschieden dicken Saiten der traditionellen Gitarre sind meistens auf E – A – d – g – h – e' gestimmt (Standardstimmung). Jede Saite klingt somit eine Quarte, das heißt fünf Halbtonschritte, höher als die darüber liegende Saite. Eine Ausnahme ist die h-Saite, die eine große Terz und damit vier Halbtonschritte höher als die darüber liegende g-Saite klingt. seg

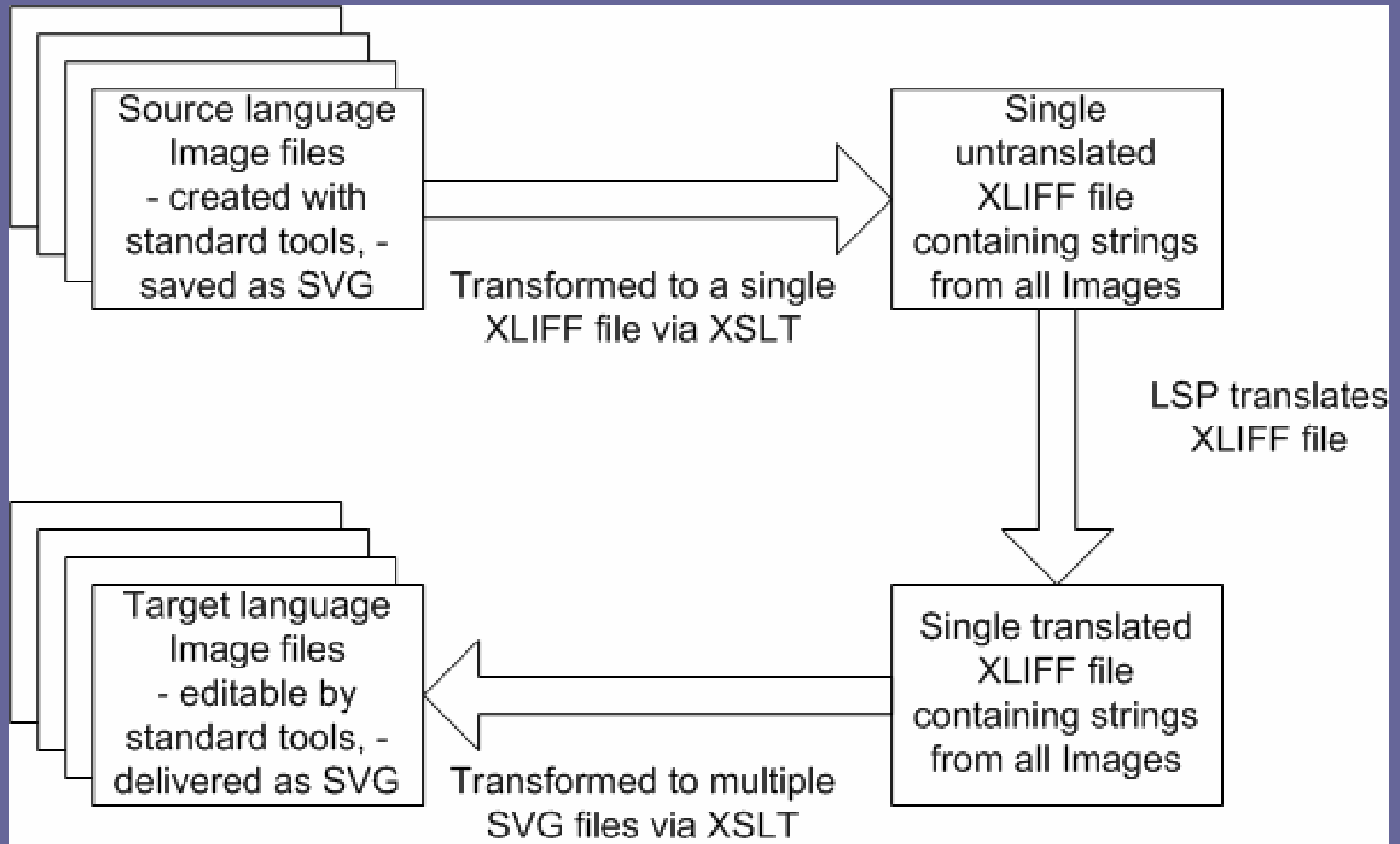
tuv

tu

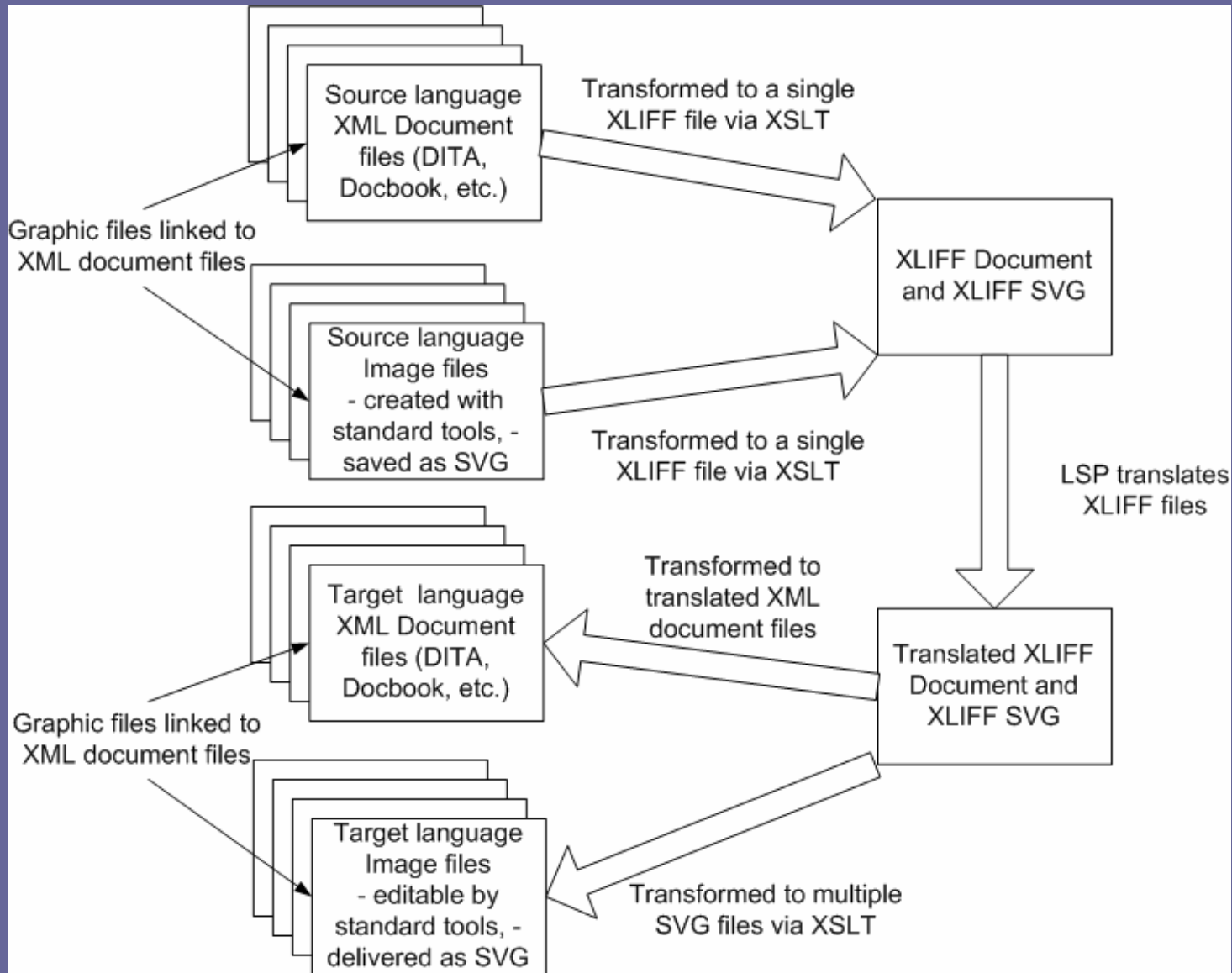
How DITA, SVG and XLIFF Solve the Problem

- Since DITA and SVG files are XML, the strings that need to be translated are accessible via XSLT (eXtensible Stylesheet Language Transformation).
- It is easy to automate the transformation from SVG and DITA to XLIFF
- Since XLIFF files are XML, the strings can be easily assembled into translated SVG and DITA, via XSLT

Basic SVG/XLIFF/SVG Process



As part of documentation process



Advantages of DITA/SVG/XLIFF method

- Open standards vs. proprietary solution
- Automated
- Many topics and graphics can be managed in a single XLIFF file
- LSPs know XLIFF and are proficient
- Translation tools process XLIFF and TMX
- Translation Memory is easily leveraged